



**REPORT OF TREASURER
TO THE BOARD OF EDUCATION
ALL FUNDS
FOR THE MONTH ENDING: APRIL 30, 2015**

Cash Report					
FUNDS		(1)	(2)	(3)	(4)
		<i>Beginning Cash Balance</i>	<i>Cash Receipts this Month</i>	<i>Cash Disbursements this Month</i>	<i>Ending Cash Balances (1) + (2) - (3)</i>
1	Government Funds General Fund - Fund 10	\$2,203,431.42	\$3,365,414.41	\$3,333,931.39	\$2,234,914.44
2	Special Revenue Fund - Fund 20 (See page 2)	\$494,341.46	\$177,697.00	\$141,173.97	\$530,864.49
3	Capital Projects Fund - Fund 30	\$0.00	\$0.00	\$0.00	\$0.00
4	Debt Service Fund - Fund 40	\$96,424.96	\$255,104.00	\$0.00	\$351,528.96
5	Total Governmental Funds (Lines 1 thru 4)	\$2,794,197.84	\$3,798,215.41	\$3,475,105.36	\$3,117,307.89
6	Workers Comp	\$1,342.78	\$0.05	\$318.00	\$1,024.83
	Cafeteria	\$145,304.12	\$30,506.08	\$85,461.30	\$90,348.90
7	TRUST AND AGENCY FUNDS (FUND 6X) Payroll	\$0.00	\$1,137,600.71	\$1,137,600.71	\$0.00
8	Payroll Agency	\$238,985.29	\$1,067,917.13	\$1,064,366.03	\$242,536.39
9	Other (attach list)	\$0.00			\$0.00
10	Total Trust & Agency Funds (Lines 7 thru 9)	\$238,985.29	\$2,205,517.84	\$2,201,966.74	\$242,536.39
11	Total All Funds (Lines 5, 6 and 10)	\$3,179,830.03	\$6,034,239.38	\$5,762,851.40	\$3,451,218.01

PREPARED AND SUBMITTED BY:

 KARYN PACCIONE, TREASURER

DATE: 5/11/15

Prepared By: 
Date: 5/11/15

GLASSBORO BOE
Bank Reconciliation

APR 2015

Susquehanna Bank
Account # 601
WARRANT ACCT FUND 10

Beginning Balance Per Books	\$ 2,794,197.84	Ending Balance per Bank	\$ 3,847,232.18
Cash Receipts	3798215.41	Deposits in Transit: State of NJ paper transaction	
Disbursements	-3475105.36	Outstanding Checks	\$ (729,924.29)
Ending Balance	3,117,307.89	Adjusted Ending Balance	3,117,307.89

Prepared By: _____

Date: _____

2/25/2015		73122	149.00	73179	4,153.00	73236	1,875.00
72765	884	73123	390.00	73180	86.56	73237	14.88
3/25/2015		73124	1,018.61	73181	2,609.08	73238	550.00
72941	115	73125	171.36	73182	131.79	73239	1,896.68
72948	40	73126	1,275.84	73183	31.67	73240	9,519.65
72984	200	73127	68,543.60	73184	13.98	73241	7,418.60
72989	442	73128	27,051.99	73185	2,773.00	73242	4,557.44
3/30/2015		73129	11,988.00	73186	713.48	73243	1,857.00
73042	190.75	73130	535.00	73187	243.39	73244	9.16
4/8/2015		73131	44.97	73188	4,694.05		
73066	80	73132	71.11	73189	175.00		
4/15/2015		73133	87.45	73190	6,728.00		
73077	100	73134	109.89	73191	150.00		27,698.41
4/29/2015		73135	84,661.16	73192	540.00		199,839.26
73079	1281.09	73136	522.40	73193	180.00		352,642.09
73080	325.4	73137	198.55	73194	45,329.21		149,744.53
73081	916.4	73138	916.00	73195	46,010.53		
73082	293.5	73139	52,565.00	73196	122.44		729,924.29
73083	22163	73140	56.23	73197	730.97		
73084	10320.86	73141	300.00	73198	1,526.05		
73085	304.27	73142	800.00	73199	1,056.29		
73086	26136.69	73143	3,132.00	73200	2,693.79		
73087	19916.64	73144	2,425.22	73201	396.00		
73088	231.2	73145	1,265.00	73202	91.35		
73089	39	73146	13,239.39	73203	26.57		
73090	223.59	73147	185.01	73204	40.00		
73091	814.4	73148	4,084.00	73205	105.00		
73092	23354.32	73149	11,754.00	73206	40,986.13		
73093	240	73150	985.00	73207	62.41		
73094	3996	73151	360.00	73208	103.75		
73095	219.48	73152	349.92	73209	1,244.98		
73096	535	73153	1,790.68	73210	2,308.58		
73097	513.67	73154	4,909.45	73211	2,950.00		
73098	418.6	73155	45.61	73212	7,624.00		
73099	105.26	73156	180.00	73213	21.25		
73100	4152	73157	9.90	73214	422.70		
73101	72.9	73158	442.00	73215	5,755.04		
73102	662	73159	5,775.40	73216	904.34		
73103	232.02	73160	748.50	73217	4,178.83		
73104	25.84	73161	900.00	73218	61.57		
73105	179.95	73162	12,670.42	73219	3,212.82		
73106	774.01	73163	69.57	73220	720.00		
73107	179.1	73164	50.00	73221	395.00		
73108	1023.5	73165	17.95	73222	129.60		
73109	908.27	73166	283.98	73223	50.00		
73110	72.99	73167	2,360.00	73224	195.00		
73111	10418.66	73168	395.00	73225	312.00		
73112	1870.07	73169	210.00	73226	220.00		
73113	372.4	73170	300.00	73227	1,426.65		
73114	766.45	73171	80.00	73228	384.15		
73115	1795	73172	22,003.92	73229	881.00		
73116	6915.86	73173	617.00	73230	1,566.50		
73117	2980	73174	206.00	73231	1,618.02		
73118	308.74	73175	74.49	73232	300.00		
73119	400	73176	6,947.85	73233	100.86		
73120	130.5	73177	2,280.00	73234	316.00		
73121	1104.15	73178	38.67	73235	36.88		


Prepared By: [Signature]
Date: 5/11/15

**GLASSBORO BOE
Bank Reconciliation**

APR 2015

**Susquehanna Bank
Account # 676
WORKERS COMPENSATION FUND 60**

Beginning Balance Per Books	1,342.78	Ending Balance per Bank	1,024.83
Cash Receipts	0.05	Deposits in Transit	
Transfer		Bank Error	
Interest			
Voided Checks			
Disbursements		Outstanding Checks	
Wire Transfers	(318.00)		
NSF			
Check Service Fee			
Ending Balance	1,024.83	Adjusted Ending Balance	1,024.83

Prepared By: 
Date: 5/11/15

**GLASSBORO BOE
Bank Reconciliation**

APR 2015

**Susquehanna Bank
Account # 924
CAFETERIA ACCOUNT**

Beginning Balance Per Books	145,304.12	Ending Balance per Bank	93,388.90
Cash Receipts	30,506.08	Deposits in Transit	
Transfer		Bank Error	
Interest			
Voided Checks			
Disbursements	(85,461.30)	Outstanding Checks	(3,040.00)
Wire Transfers			
NSF			
Check Service Fee			
Ending Balance	90,348.90	Adjusted Ending Balance	90,348.90

ENTERPRISE FUND

April, 2015

Cash Receipts \$ 30,506.08

Disbursements \$ 85,461.30

Outstanding Checks as of 4/30/2015:

<u>Ck #</u>	<u>Date</u>	<u>Name</u>	<u>Amount</u>
5535	4/2/15	Adams Refrigeration	\$ 370.00
5539	4/22/15	Lunchtime Software	<u>\$ 2,670.00</u>
			<u>\$ 3,040.00</u>

Prepared By: [Signature]
Date: 5/11/15

**GLASSBORO BOE
Bank Reconciliation**

APR 2015

**Susequehanna Bank
Account # 448
PAYROLL Account**

Beginning Balance Per Books	#	-	Ending Balance per Bank	85,576.57
Cash Receipts	1,137,600.71		Deposits in Transit	
Transfers			Bank Error	
Interest				
Voided Checks				
Disbursements	(1,137,600.71)		Outstanding Checks	(85,576.57)
Wire Transfers				
NSF				
Check Service Fee				
Ending Balance	#	-	Adjusted Ending Balance	-

Prepared By: _____

Date: _____

Outstanding Check							
Date	Ck #	Amount					
3/30/15	341277	306.86	342891	394.03	343157	17.76	
	341351	1619.93	342897	2180.26	343172	401.12	
	341786	306.86	342901	1987.95	343175	1047.82	
	341904	199.47	342906	200.2	343176	746.49	
	342019	1870.04	342916	199.47	343177	608.74	
	342217	341.82	342920	2274.24	343178	181.39	
4/30/15	342242	2460.4	342933	326.12	343192	960.54	
	342292	306.86	342945	665.37	343193	215.78	
	342351	389.65	342961	580.89	343194	877.17	
	342387	200.2	342962	222.07	343210	887.91	
	342396	199.47	342971	206.59	343211	215.78	
	342507	1870.04	342978	734.03	343219	52.87	
	342547	903.6	342988	733.53	343220	803	
	342576	1585.44	342989	1989.62	343221	112.43	
	342707	228.5	343002	899.44	343227	457.56	
	342713	335.31	343003	130.08	343235	801.59	
	342721	60.56	343006	732.16	343236	138.08	
	342728	1478.66	343030	1870.04	343237	158.08	
	342729	130.7	343044	2098.08	343240	565.34	
	342733	1635.59	343045	98.17			
	342734	686.52	343060	524.18			
	342735	2476.72	343061	2639.73		9249.45	
	342759	60.56	343062	431.81		36952.16	
	342770	550.43	343070	882.53		39374.96	
	342777	1661.82	343071	448.66			
	342787	60.56	343075	903.6		85576.57	
	342789	60.56	343080	1204.31			
	342796	306.86	343095	661.71			
	342797	2771.08	343098	1239.05			
	342798	412.85	343103	804.39			
	342801	1655.44	343104	1203.95			
	342807	60.56	343105	1585.44			
	342808	60.56	343106	1625.91			
	342812	1773.75	343107	377.76			
	342813	1302.07	343112	521.22			
	342817	675.58	343113	53.28			
	342835	2817.62	343135	349.98			
	342864	425.45	343136	558.97			
	342876	1871.87	343140	631.08			
	342877	1309.36	343147	882.54			
	342881	685.58	343154	299.92			
	342885	819.15	343155	34.28			
	342886	440.05	343156	565.52			

Prepared By: *Kay Quinn*
 Date: 5/11/15

**GLASSBORO BOE
 Bank Reconciliation**

APR 2015

TD
 Account # 7501463
 PAYROLL AGENCY FUND 90

Beginning Balance Per Books	238,985.29	Ending Balance per Bank	\$ 295,997.14
Cash Receipts	1067917.13	Deposits in Transit	
Transfer		Bank Error	
Interest			
Voided Checks			
Disbursements	-1064366.03	Outstanding Checks	\$ (53,460.75)
Wire Transfers			
NSF			
Check Service Fee			
Ending Balance	242,536.39	Adjusted Ending Balance	\$ 242,536.39

Outstanding Check

Date	Ck #	Amount
4/2/15	13074	\$ 150.00
4/30/15	13087	1724.31
	13088	26053.46
	13089	59.06
	13090	346.09
	13091	105.43
	13092	4145
	13093	8300
	13094	11953
	13095	295
	13098	329.4
		\$ 53,460.75

