



TPT_s FOR YOU AND ME!

Total Participation Techniques to Transform Classroom Engagement

Welcome!

- Heather Butler
- 5th Grade Regular Education Teacher in the Inclusion Classroom
- Glassboro Public Schools Teacher since 2013
- Eta Psi Professional Chapter
- Volunteer TIP (Total Immersion Program) instructor at Beijing University August 2013



Welcome!

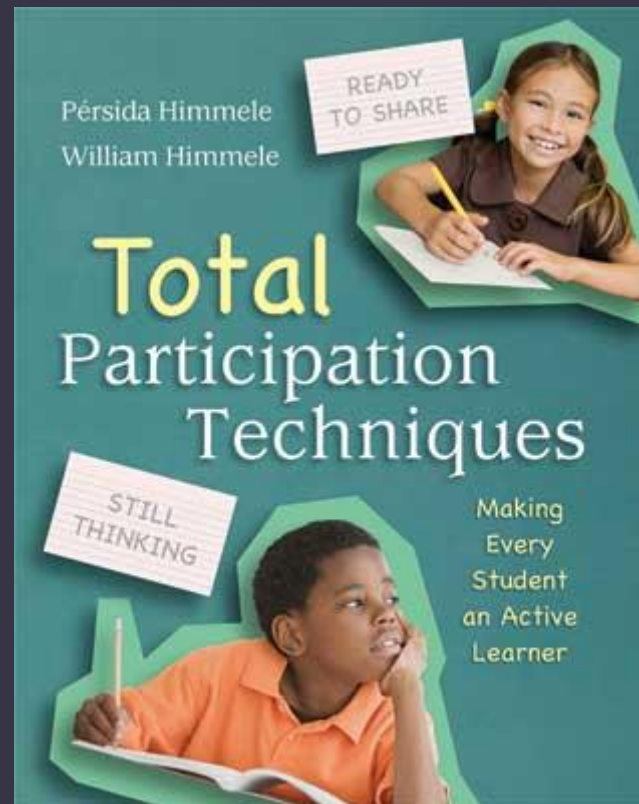
- Cyndy Wiggins
- 5th Grade Special Education Teacher in the Inclusion Classroom
- Glassboro Public Schools Teacher since 1991
- Eta Psi Professional Chapter



Why are TPTs Essential?

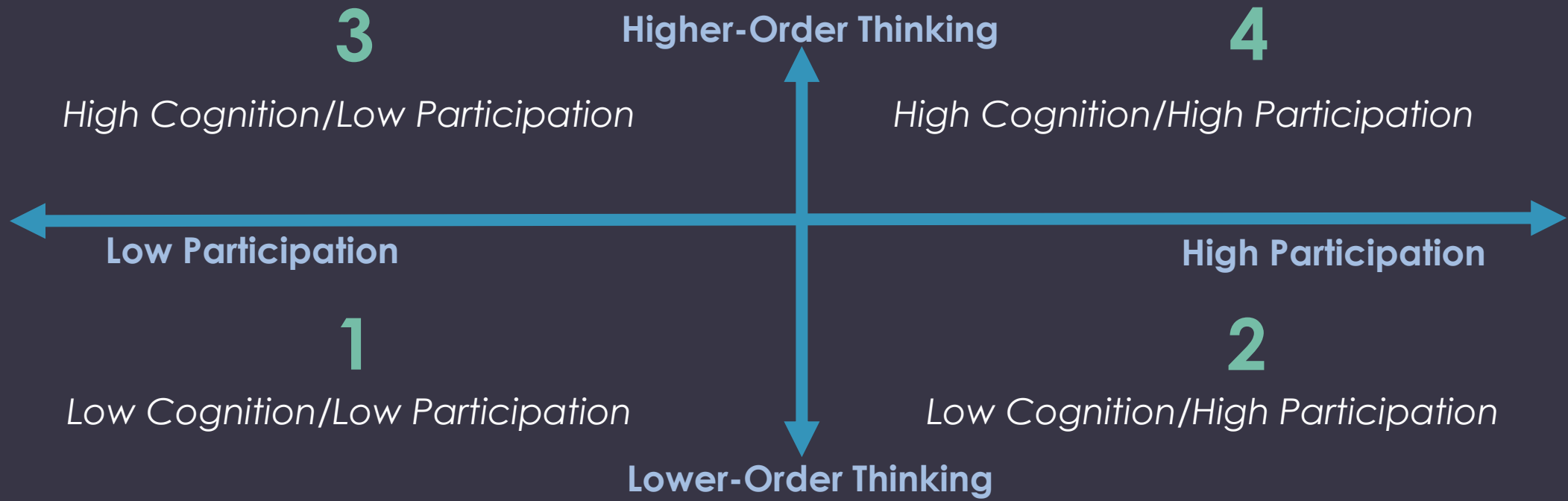
- TPT stands for Total Participation Techniques
- TPTs elevate the level of engagement within the classroom
- TPTs decrease passive disengagement (aka “zoning out”)
- TPTs involve ALL learners
- TPTs ensure higher-order thinking
- TPTs make a difference

A Highly Recommended Read!



TPT Cognitive Engagement Model and Quadrant Analysis

- *Total Participation Techniques: Making Every Student An Active Learner* by Persida Himmele and William Himmele, page 15



Let's Reflect!

- Think back over the past month of instruction.
- Where does your teaching fall on the Cognitive Engagement Model and Quadrant Analysis?

Let's Reflect!

- Think back over the past month of instruction.
- Where does your teaching fall on the Cognitive Engagement Model and Quadrant Analysis?
- If you find that many of your lessons have fallen under Quadrant 1 or 2, ask yourself, "What can I change to make my teaching more engaging to all students?"

Let's Reflect!

- Think back over the past month of instruction.
- Where does your teaching fall on the Cognitive Engagement Model and Quadrant Analysis?
- If you find that many of your lessons have fallen under Quadrant 3 or 4, ask yourself, "What new strategies can I incorporate to continue to keep learning engaging, challenging, and fresh for my students?"

Let's Get Started!

- Take out your Baseball Diamond Appointment Chart and a pen/pencil.
- As the music starts, mingle around the room.
- When the music stops, FREEZE!

Baseball Diamond Appointment Chart

- Find a person near you.
- Have them sign your 1st base appointment.
- Sign their 1st base appointment.
- When the music starts, keep moving!
- Let's continue until all four appointments are made!

Your First Appointment...

- Sit next to your 1st base partner.



A Familiar Story...The Three Little Pigs!



3 Minute Quick Write

- Retell the story of the three little pigs. Use the word bank below when writing your response.

Word Bank

independent

straw

sticks

brick

Fierce

hungry

determined

Rank it!

- What quadrant did the Quick Write activity fall under?
- Evaluate and hold up a “Selected Response Card.”



Think-Pair-Share

- How did the conflict in the story cause the pigs to change? Why do you think this?

Think-Pair-Share

- How did the conflict in the story cause the pigs to change? Why do you think this?
- Share with your 1st Base Partner.

Rank it!

- What quadrant did the Think-Pair-Share activity fall under?
- Evaluate and hold up a “Selected Response Card.”

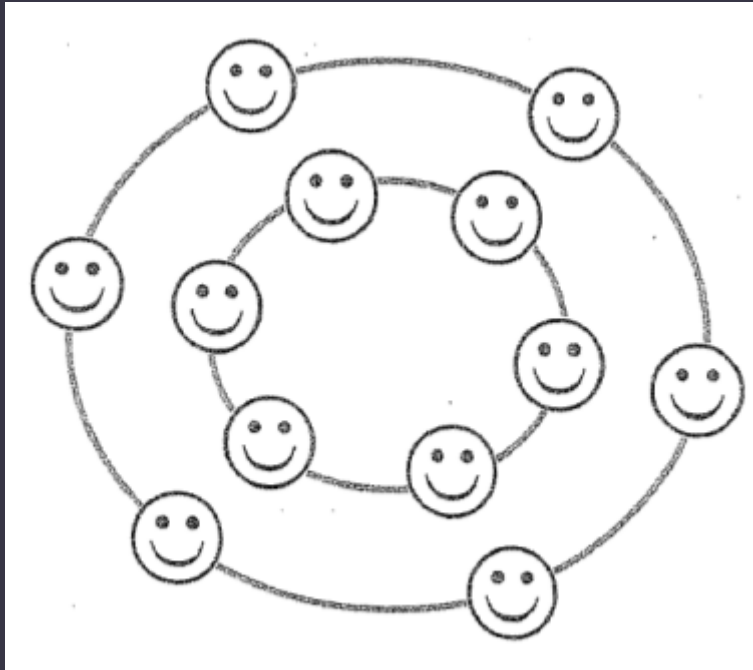


Your Next Appointment...

- Find your 2nd base partner.
- Stand facing one another, next to other partner pairs. This will make two lines, one facing the other.

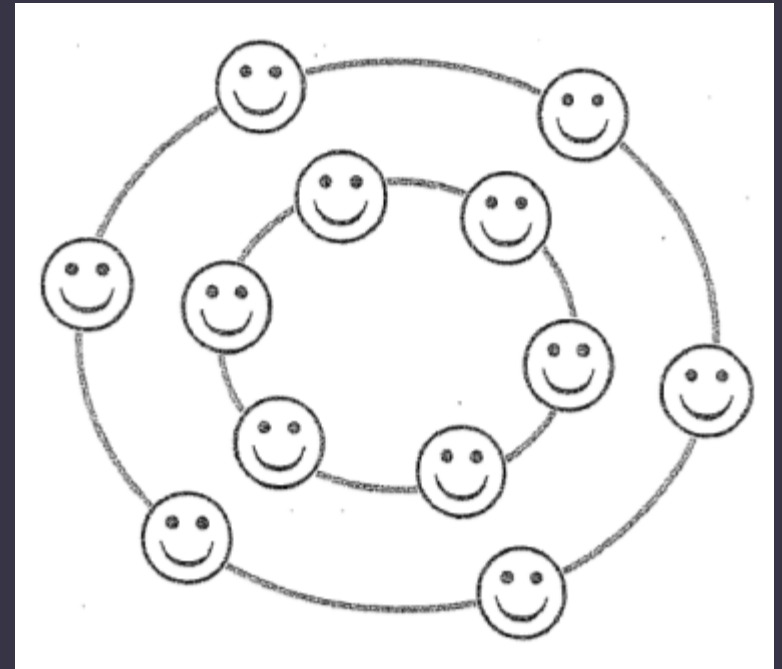


Classroom Line Ups / Inside-Out Circles



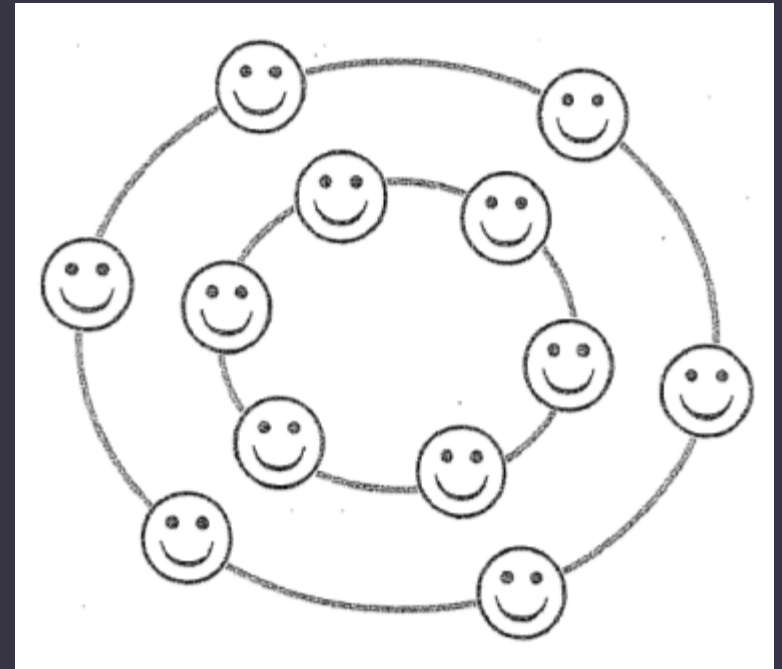
Classroom Line Ups / Inside-Out Circles

Name one character trait that describes the Big Bad Wolf. Explain why you think this.



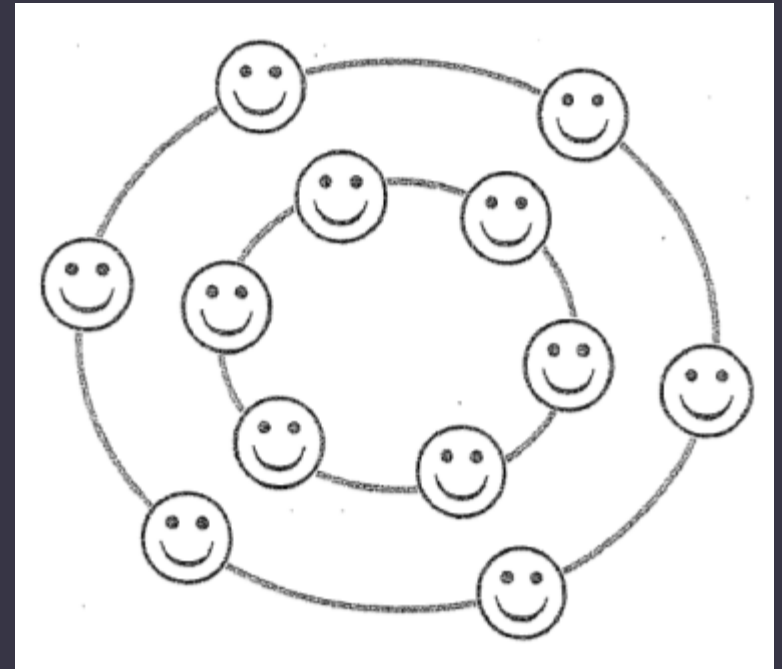
Classroom Line Ups / Inside-Out Circles

Name one character trait that describes the pig that built the brick house. Explain why you think this.



Classroom Line Ups / Inside-Out Circles

Name one character trait that describes the pig that built the straw house. Explain why you think this.



Rank it!

- What quadrant did the Classroom Line Up activity fall under?
- Evaluate and hold up a “Selected Response Card.”



Your Next Appointment...

- Sit next to your 3rd base partner.
- Join with another partner-pair to make a group of 4.

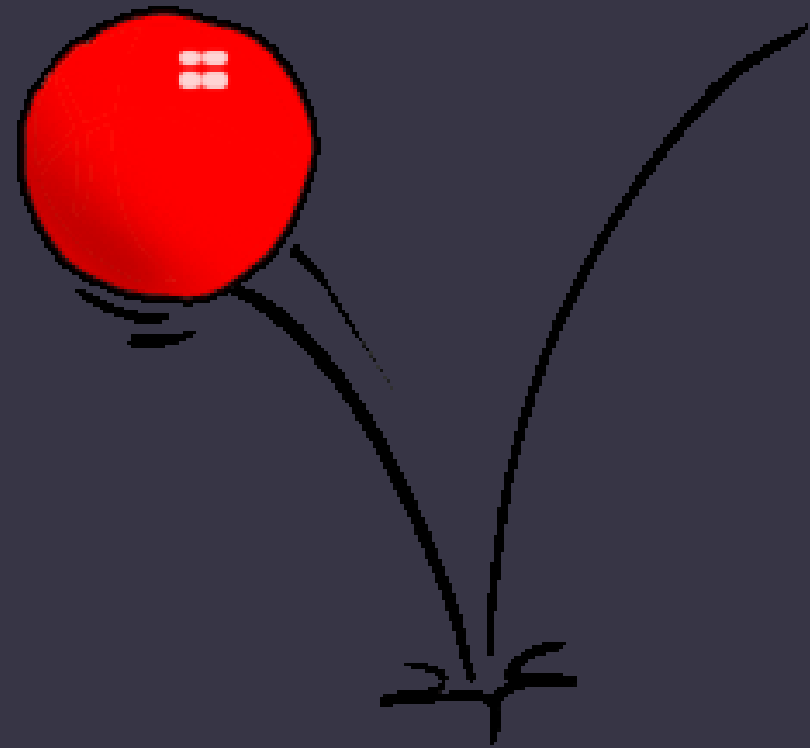


On a Post-It Note...

- Write a word that you feel sums up or exemplifies the story of “The Three Little Pigs.”



Bounce Cards



Talk Map

- Each person in the group will put a post-it in a corner.
- Choose one person to put their post-it in the center.
- Talk about that post-it until you can't say anything more.
- Use your Bounce Card to help move the conversation along!
- When you can't say anything more...choose a new post-it note to be the center of your conversation!
- Keep going until all post-it notes have been used...or time is up!

Rank it!

- What quadrant did the Bounce Cards and Talk Maps activities fall under?
- Evaluate and hold up a “Selected Response Card.”



Chart Paper Splash!

- Let's Talk Character Traits!
- As the music plays, visit each piece of chart paper around the room and write a character trait that you believe describes each character in "The Three Little Pigs."



Chart Paper Splash!

- Recap...what responses do you find the most powerful?



Rank it!

- What quadrant did the Chart Paper Splash fall under?
- Evaluate and hold up a “Selected Response Card.”



Snowball Fight

- Consider a “thin” or “thick” question about the text, “The Three Little Pigs.”
- Write it on a piece of blank paper.
- Put your name at the top.



Snowball Fight

- Now crumple up your paper.



Snowball Fight

- Throw it to the front of the classroom!



Snowball Fight

- Come up and pick up a snowball.
- Open it up and read the question inside.
- Sign your name at the bottom and answer the question.



Rank it!

- What quadrant did the Snowball Fight fall under?
- Evaluate and hold up a “Selected Response Card.”



Your Next Appointment...

- Sit next to your Home Base partner.



Kahoot!

- You will need an electronic device (laptop, tablet, cell phone with internet access).
- If you or your partner do not have access, find someone near you who does so you can work together.



Rank it!

- What quadrant did Kahoot fall under?
- Evaluate and hold up a “Selected Response Card.”



A-Z Summaries

- Write a one-sentence summary about this workshop.
- The catch? Your sentence **MUST** start with the letter you are given!

Before we leave...

- Check the back of your folder.
- If you have a star sticker on the back of your folder, raise your hand! 😊



Thank you for attending
“TPTs for You and Me!”



Our Contact Info

- Heather Butler

hbutler@gpsd.us

- Cyndy Wiggins

cwiggins@gpsd.us

