


Glassboro Public Schools- 2015 PARCC Analysis




Danielle Sochor, Chief Academic Officer

Brandi Sheridan, District Testing Coordinator

December 16, 2015

Bullock School- 3rd Grade




Grade / Subject	Exceeded/Met	Approached	Partially Met	Did Not Yet Meet
ELA - Glassboro	29	14	26	30
ELA – New Jersey	44	24	18	15
ELA- PARCC	38	23	20	19
Math- Glassboro	33	29	18	20
Math- New Jersey	45	28	18	8
Math- PARCC	38	28	22	12

The average overall score for ELA was 723 and for PARCC it was 736.

The average overall score for Math was 732 and for PARCC it was 738.

Bowe School- 4th Grade



Grade / Subject	Exceeded/Met	Approached	Partially Met	Did Not Yet Meet
ELA - Glassboro	25	36	26	12
ELA – New Jersey	51	27	15	8
ELA- PARCC	42	29	19	11
Math- Glassboro	25	29	31	14
Math- New Jersey	40	40	22	7
Math- PARCC	32	30	26	12

The average overall score for ELA was **732** and for PARCC it was **742**.

The average overall score for Math was **731** and for PARCC it was **736**.

Bowe School- 5th Grade



Grade / Subject	Exceeded/Met	Approached	Partially Met	Did Not Yet Meet
ELA – Glassboro	34	28	25	14
ELA – New Jersey	51	26	15	7
ELA- PARCC	40	29	20	10
Math- Glassboro	30	34	31	5
Math- New Jersey	41	32	21	6
Math- PARCC	32	30	26	11

The average overall score for ELA was **736** and for PARCC it was **741**.

******The average overall score for Math was **738** and for PARCC it was **736**.

Bowe School- 6th Grade



Grade / Subject	Exceeded/Met	Approached	Partially Met	Did Not Yet Meet
ELA – Glassboro	34	30	24	12
ELA – New Jersey	49	28	16	8
ELA- PARCC	39	31	20	10
Math- Glassboro	29	38	32	2
Math- New Jersey	41	30	21	8
Math- PARCC	32	30	26	11

The average overall score for ELA was 735 and for PARCC it was 740.

**The average overall score for Math was 736 and for PARCC it was 735.

Intermediate- 7th Grade



Grade / Subject	Exceeded/Met	Approached	Partially Met	Did Not Yet Meet
ELA – Glassboro	34	32	19	16
ELA – New Jersey	52	23	14	11
ELA- PARCC	42	26	18	14
Math- Glassboro	9	33	46	12
Math- New Jersey	37	33	22	8
Math- PARCC	29	34	28	10

The average overall score for ELA was **737** and for PARCC it was **741**.

The average overall score for Math was **721** and for PARCC it was **734**.

Intermediate- 8th Grade



Grade / Subject	Exceeded/Met	Approached	Partially Met	Did Not Yet Meet
ELA – Glassboro	45	27	16	12
ELA – New Jersey	51	22	15	12
ELA- PARCC	42	26	18	14
Math- Glassboro	14	29	33	24
Math- New Jersey	24	28	26	22
Math- PARCC	27	25	26	22

The average overall score for ELA was 741 and for PARCC it was 741.

The average overall score for Math was 718 and for PARCC it was 728.

Intermediate- Algebra



Grade / Subject	Exceeded/Met	Approached	Partially Met	Did Not Yet Meet
Algebra 1 Glassboro	80	18	2	0
Algebra 1 New Jersey	36	25	25	14
Algebra 1 PARCC	31	28	28	13
Algebra 2 Glassboro	38	48	10	5
Algebra 2 New Jersey	24	20	25	32
Algebra 2 PARCC	21	21	26	32

***The average overall score for Algebra 1 was 761 and for PARCC it was 734.

***The average overall score for Algebra 2 was 744 and for PARCC it was 719.

High School- ELA



Grade / Subject	Exceeded/Met	Approached	Partially Met	Did Not Yet Meet
9th ELA – Glassboro	20	38	17	25
New Jersey	39	23	19	18
PARCC	40	25	19	15
10th ELA- Glassboro	26	25	22	27
New Jersey	36	20	18	26
PARCC	37	21	18	23
11th ELA- Glassboro	17	30	37	17
New Jersey	41	23	19	17
PARCC	39	24	19	17

The average overall score in 9th grade was **724** and for PARCC it was **739**

The average overall score in 10th was **725** and for PARCC it was **735**.

The average overall score in 11th was **722** and for PARCC it was **739**.

High School- Math



Grade / Subject	Exceeded/Met	Approached	Partially Met	Did Not Yet Meet
Algebra 1- Glassboro	6	44	36	15
New Jersey	36	25	25	14
PARCC	31	28	28	13
Algebra 2- Glassboro	0	30	41	30
New Jersey	24	20	25	32
PARCC	21	21	26	32
Geometry- Glassboro	24	40	33	3
New Jersey	23	30	36	12
PARCC	27	31	32	10

The average overall score in Algebra 1 was **722** and for PARCC it was **734**.

The average overall score in Algebra 2 was **712** and for PARCC it was **719**.


******The average overall score in Geometry **734** and for PARCC it was **732**.

Moving Forward.....



- **Continue to implement 30 minutes of Foundational Skills in Grades K-2 in ELA**
 - **Adjust our informal/formal assessment routines**
 - **Re-familiarize all stakeholders in the standards**
 - **Math Fact Fluency**
 - **Continue with ongoing Professional Development**
 - **Embedded Technology in Student Learning**
 - **Implementation of BYOD**
 - **Curriculum (Digital Content in ELA and Math)**
 - **Revision of Strategic Plan**
-


Questions to Guide Data Reflection



1. How will we use PARCC data to identify strengths and gaps that exist in curriculum and instruction?

- We will learn what we can as the data arrives
 - Compare Glassboro to other school districts when data is released publically in January
-

Questions to Guide Data Reflection



2. How will we use PARCC data to inform the conversations of our educators?

- Review student responses and release items
 - Reach a better understanding of standards through release items and student work
 - Instructional resources
 - Professional learning opportunities
 - Time
-

Year One Data Analysis



District and School Level Data

Disaggregated Data by
Subgroups

Disaggregate Data by
Categories
(Standards)

Item Analysis

Student
Level
Analysis