

Johnson, Jennifer

From: Sean Walsh <swalsh@edvocate.org>
Sent: Thursday, November 12, 2020 4:29 PM
To: Johnson, Jennifer; Molloy, Deneen
Subject: [EXTERNAL EMAIL] October 2020 Report Card Dashboard
Attachments: Glassboro October 2020 Report Card.pdf

=====
=====
**** EXTERNAL EMAIL --> BEFORE opening attachments, clicking on links, or providing any information, PLEASE STOP and VERIFY the sending source ****
=====
=====

Jennifer

I was able to update the Dashboard/Report Card to include October's YTD financials. Because we just received the financials from Chartwells, it is an abbreviated version, but has all the vital financial information.

Some items to note

- A \$118,000 settlement was negotiated with Chartwells for the 2019-2020 School Year. Final Surplus for the 2019/2020 School Year was \$51,530
- The Guarantee for the 2020/2021 school year is \$52,000
- October Year to Date Surplus is \$94,846

Let me know if you have any questions

Thanks

Sean Walsh

Consultant

Edvocate School Support Solutions

(973) 296-6729

swalsh@edvocate.org

Food Service Dashboard® Glassboro - October 2020

The Food Service Dashboard® is designed to monitor, track, compare and measure the operational and financial metrics of your food service program. This tool assists us and your FSMC to proactively identify program strengths and weaknesses. Edvocate then works with your FSMC to focus their resources toward improving areas of weakness, and achieving improved results. Additionally Edvocate ensures that your FSMC is taking full advantage of program strengths with regards to revenue maximization, and cost efficiencies.

On the following pages are the Dashboard's month and year to date results for your food service program displayed in an easily read graphical display.

For a quick snapshot the following is a "Report Card" of the results for the past month and year to date.

Food Service Report Card				
Category	Month		Year To Date	
	Operating Days	31	Operating Days	Lunch
	Meeting Target	Missed Target	Meeting Target	Missed Target
Food Costs	✓		✓	
Paper & Plastics Costs	✓		✓	
Labor Costs	✓		✓	
District Labor Costs	NA		NA	
Other Costs	✓		✓	
Attainment of Guarantee	✓		✓	
Rebates as a Percent of Food Cost	✓			✗
Total Lunch Participation Rates		✗		✗
Elementary schools meals per labor hour	✓		✓	
Middle schools meals per labor hour	NA		NA	
High schools meals per labor hour	NA		NA	
Elementary Schools Participation Rates - Free		✗		✗
Elementary Schools Participation Rates – Reduced		✗		✗
Elementary Schools Participation Rates – Paid		✗		✗
Middle Schools Participation Rates - Free		✗		✗
Middle Schools Participation Rates – Reduced		✗		✗
Middle Schools Participation Rates – Paid		✗		✗
High Schools Participation Rates - Free		✗		✗
High Schools Participation Rates – Reduced		✗		✗
High Schools Participation Rates - Paid		✗		✗
Ala Carte Sales Per Student Per Day – Elementary	NA		NA	
Ala Carte Sales Per Student Per Day - Middle	NA		NA	
Ala Carte Sales Per Student Per Day - High School	NA		NA	



©Copyright Edvocate, Inc. 2009. May not be copied or used without written permission.

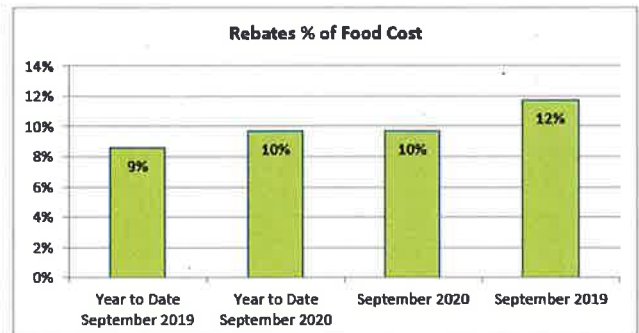
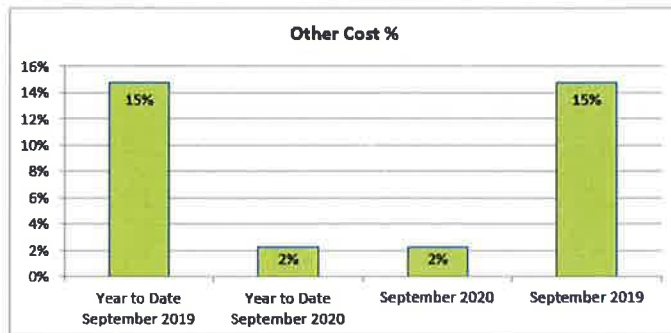
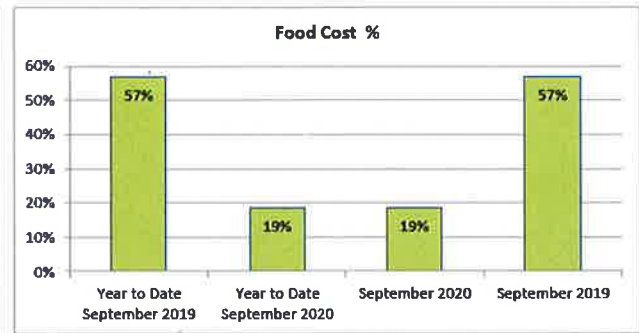
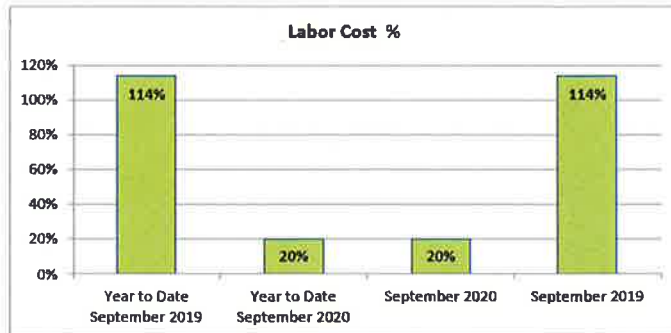
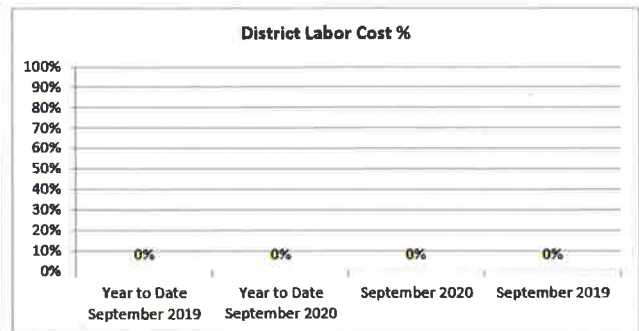
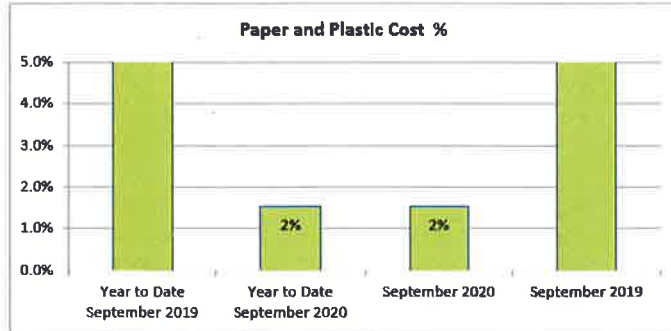
Glassboro								
Year End June 2020			Year to Date October 2020			October 2020		
Dollars	% of Sales	CPM	Dollars	% of Sales	CPM	Dollars	% of Sales	CPM

Total Meals & Equivalents	232,638		55,014		29,190			
Sales	\$618,830	\$2.66	\$180,552	\$3.28	\$95,305	\$3.26		
Food Cost	\$247,733	40% \$ 1.06	\$33,627	19% \$ 0.61	\$15,396	16% \$ 0.53		
Paper & Plastics	\$25,741	4% \$ 0.11	\$2,768	2% \$ 0.05	\$971	1% \$ 0.03		
Labor	\$341,773	55% \$ 1.47	\$36,600	20% \$ 0.67	\$11,048	12% \$ 0.38		
District Labor	\$33,994	5% \$ 0.15	\$0	0% \$ -	\$0	0% \$ -		
Other Costs	\$0	0% \$ -	\$4,013	2% \$ 0.07	\$1,202	1% \$ 0.04		
Fee	\$36,059	6% \$ 0.16	\$8,698	5% \$ 0.16	\$4,615	5% \$ 0.16		
FC Client Surplus/Deficit Check	-\$66,470	-11% \$ -0.29	\$94,846	53% \$ 1.72	\$62,073	65% \$ 2.13		
Guarantee	\$78,339	13%	\$10,400	2%	\$5,200	5%		
Less Budget Exceptions	-\$2,569		\$0		\$0			
FSMC Guarantee Liability	\$147,378		\$0	Unlimited	\$0	Unlimited		
Rebates (% of food cost)	\$55,425	22%	\$3,263	10%	\$3,263	21%		

* 2019/2020 Actual Surplus was \$51,530 because the district received an additional \$118,000 settlement check that was negotiated with Chartwells

*2020/2021 total contractual Guarantee, for the year, is \$52,000

*October 2020 surplus is \$94,846



Glassboro School Participation Charts

