



2026–2027 Budget Presentation

Facing Challenges. Protecting Students. Delivering Results.


Glassboro Public Schools | Public Hearing | April 29, 2026



The Bulldog Promise

Facing Challenges. Finding Solutions.


Many districts across New Jersey are confronting serious budget deficits in 2026–2027. Glassboro faced the same pressures — and responded with solutions.



Maintained
Staffing



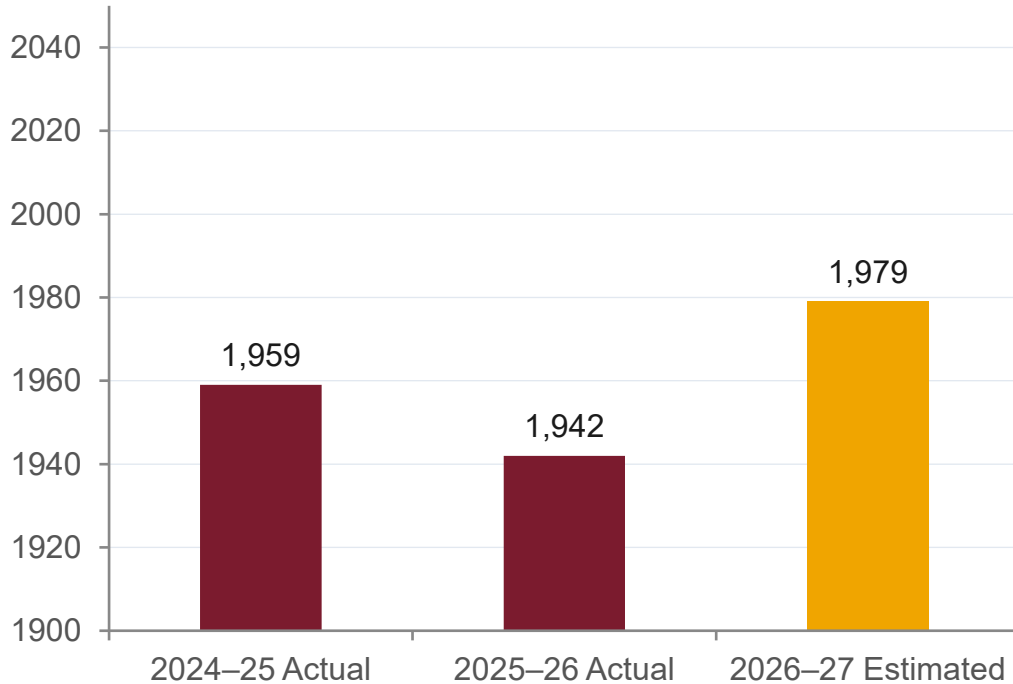
Protected
Instruction



Preserved
Activities

The result: a responsible budget that holds the line for students, staff, and taxpayers.

Enrollment Trends



1,979

Estimated
2026-27 Enrollment

+37

Projected Increase
from 2025-26

348

Special Education
Students

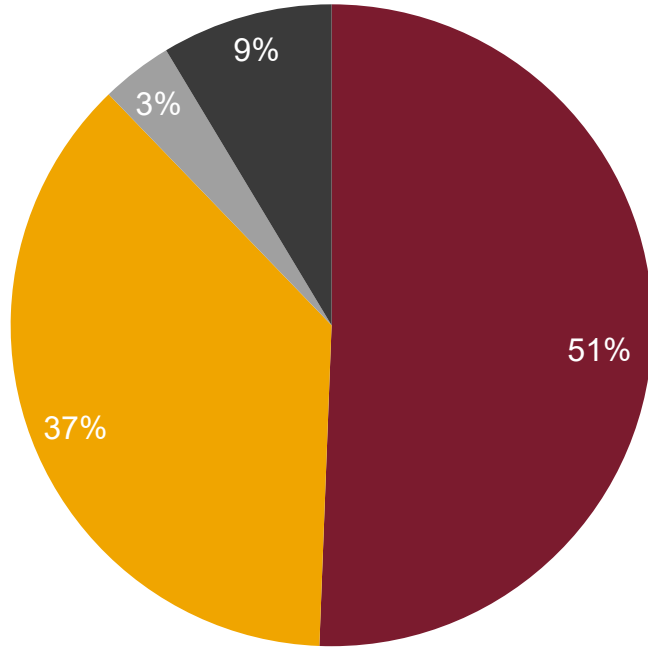
Budget at a Glance



What's driving the increase?

Salaries & Benefits: The primary driver of budget growth. Employee benefits as a % of salaries increased from 37.7% to 42.1%, reflecting rising healthcare and pension costs faced by districts statewide.

Where the Money Comes From



■ Local Tax Levy ■ State Aid ■ Federal & Other ■ Grants & Entitlements

Local Sources - Tax Levy

\$26.1M

▲ \$1.7M

State Aid

\$18.6M

▲ \$1.0M

Federal & Other

\$1.8M

State Aid — A Closer Look

Aid Category	2025–26 Revised	2026–27 Proposed	Change
Equalization Aid	\$12,891,446	\$14,231,746	▲ \$1,340,300
Categorical Special Ed Aid	\$2,846,197	\$2,531,601	▼ \$314,596
Categorical Transportation Aid	\$723,681	\$662,491	▼ \$61,190
Categorical Security Aid	\$562,524	\$619,441	▲ \$56,917
School Choice Aid	\$230,707	\$225,483	▼ \$5,224
Extraordinary Aid	\$350,000	\$350,000	—
TOTAL	\$17,604,555	\$18,620,762	▲ \$1,016,207

Total State Aid
2026–27

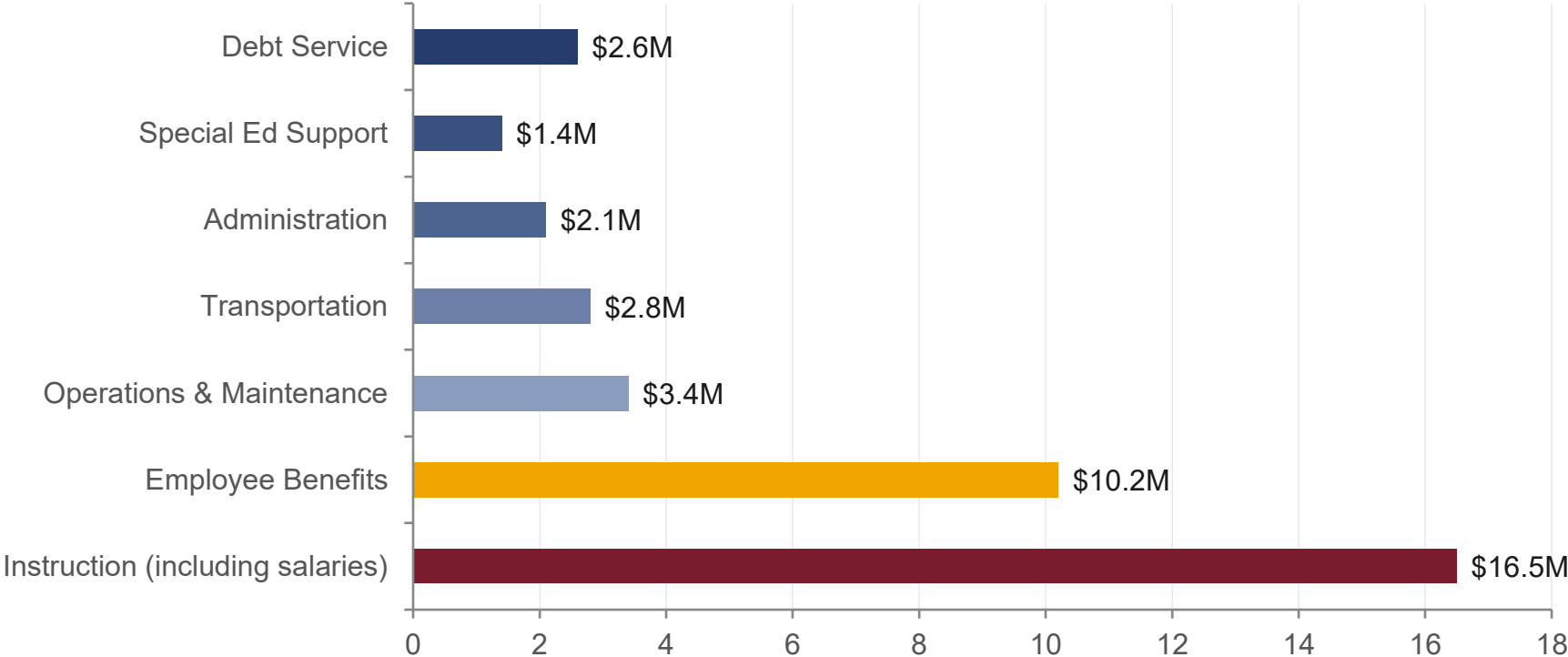
\$18.6M

Year-over-Year
Increase

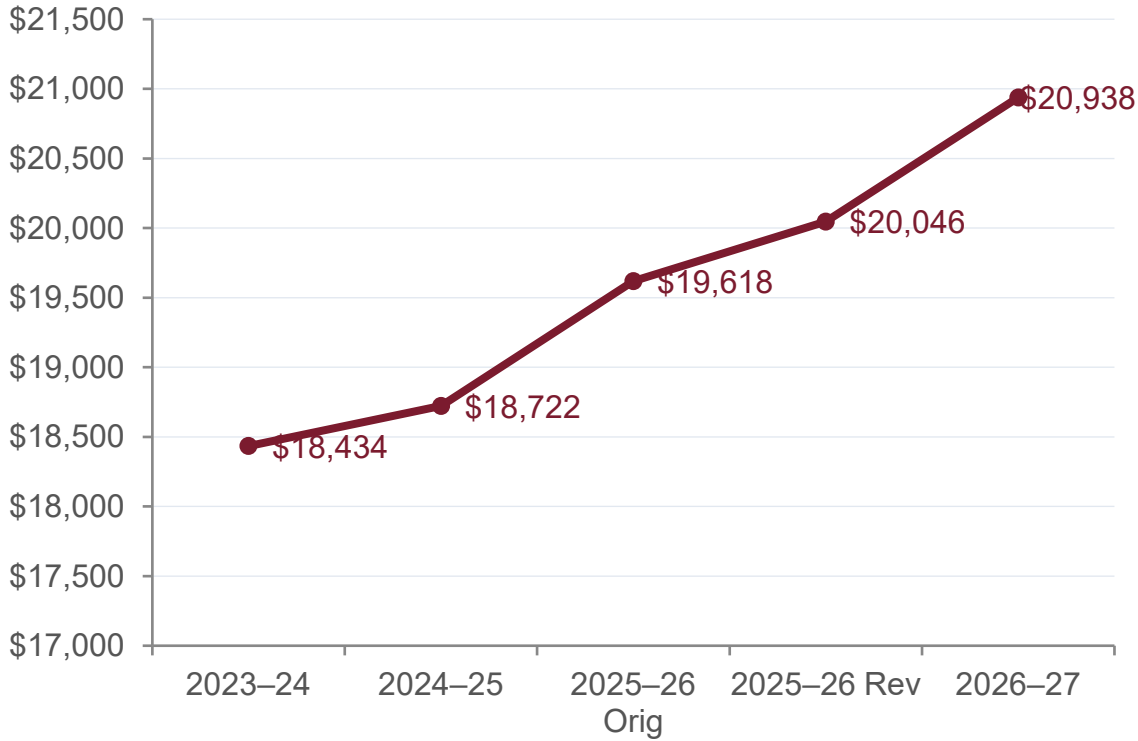
▲ \$1.0M

Where the Money Goes

In millions of dollars



Per Pupil Cost



2026-27
Per Pupil Cost

\$20,938

Classroom Instruction

\$11,749
per student

56% of total
goes directly
to the classroom

Tax Impact

Based on average assessed home value of \$193,016

General Fund
Tax Levy

\$19.29

per month

*Operating budget
increase*

+

Debt Service
Tax Levy

\$9.22

per month

*Includes principal &
interest from the
voter-approved
referendum*

=

Total
Impact

\$28.51

per month

*per average
assessed home*

Note: The Debt Service levy reflects the community's investment through the recently passed referendum. This includes the principal and interest payments on bonds issued to fund those approved capital improvements.

Fiscal Responsibility

Reserve / Fund Balance	June 30, 2024	June 30, 2025	Est. June 30, 2026	Est. June 30, 2027
Excess Surplus Balance	\$1,421,048	\$1,297,593	\$1,061,935*	\$876,336*
Capital Reserve	\$2,708,077	\$1,893,077	\$1,569,077	\$1,570,077
Unemployment Fund	\$513,347	\$503,983	\$390,636	\$390,636

***Excess Surplus Balance Estimate:** As shown above, rising costs over the last several years — a statewide trend — have driven our Excess Surplus lower. Steps are currently underway to reduce spending in the 2025-26 budget year to help prevent further decline.



Questions & Answers



Public Comment

Following the presentation, the Board will make a motion to open the public comment portion of this hearing.

Members of the public will have an opportunity to ask questions and provide comment on the proposed 2026–2027 budget at that time.

Board of Education

The Board is now invited to ask any questions regarding the 2026–2027 budget.



Thank You

With sincere gratitude for your continued support:

*The Glassboro Board of Education,
Dr. Al Lewis — Superintendent,
Mr. Craig Stephenson — Assistant Superintendent,
and the entire staff and administration of the Glassboro Public Schools.*

Your partnership and dedication make this work possible.

The complete budget is available for review at the George Beach Administrative Office
560 Bowe Blvd, Glassboro | Monday–Friday, 9:00 AM – 3:00 PM