

GLASSBORO SCHOOL DISTRICT

Monthly Board Items

Date Submitted: 2/7/25

Proposed Effective Date: 2/7/25

Short description (title): DLM 1% cap waiver

Submitted by:

Catherine Torbik

Building:

Proposed cost/amount:

ESY:

Funded through:

Grade(s) impacted if any:

Board Action Requested:

Review of DLM 1% Cap waiver document to be submitted to DOE.

Details and ramifications:

Dynamic Learning Maps (DLM) is the alternative assessment for the NJSLA intended for our students with significant cognitive delays. Determination to participate in the DLM is based on 5 criteria: significant disability that impacts intellectual function and adaptive behavior, modified curriculum using DLM essential elements, need for extensive, repeated individualized instruction, substantially adapted materials and methods of assessment, and impact on post school outcomes related to significant intellectual disabilities. Every year the IEP meets to determine the qualifications of the student to participate in the DLM instead of the NJSLA. ESSA requires no more than 1% of the total testing student population participate in the DLM. When the district assesses higher than this percentage, a waiver is required. Currently Glassboro assess 2.4% of the district using the DLM with 22 students fore ELA and 22 students for Math, both in and out of district, participating in the DLM.

This is a 10% reduction from the 23-24 school year

Positives:

Concerns:

Other Comments:

FOR OFFICE USE ONLY:

Board Date: _____

Approved: Y or N

Index #: _____



Dynamic Learning Maps (DLM) Justification 2024-2025

Applications should be submitted by **February 7, 2025**, to AAParticipation@doe.nj.gov

Directions

Complete and submit this application *only* if you anticipate that participation in the DLM in your district for the 2024-2025 school year will exceed 1.00%.

District Name: Glassboro Public Schools
County Code: 15
District Code: 1730
Name and Title of Person Completing the Form: Catherine R. Torbik, Director of Special Services
Email Address: ctorbik@gpsd.us

Part One: Data Review

Please provide the percentage of students administered by the Dynamic Learning Maps Assessment for the two school years listed in the table.

Test Administration Year	Language Arts Literacy	Math
2022-2023	2.4%	2.4%
2023-2024	3.0%	3.1%

Part Two: Justification Calculation

Please provide the number of anticipated students in each eligibility category who will be administered the Dynamic Learning Maps Assessment in Language Arts Literacy and Math in the 2024-2025 School Year.

Eligibility Category	Language Arts Literacy (Number of Students)	Math (Number of Students)
Auditorily Impaired	0	0
Autistic	9	9
Intellectual Disability	5	6
Communication Impaired	1	1
Emotional Regulation Impairment	0	0
Multiply Disabled	7	6
Deaf/Blindness	0	0
Orthopedically Impaired	0	0
Other Health Impaired	0	0
Social Maladjustment	0	0
Specific Learning Disability	0	0
Traumatic Brain Injury	0	0
Visually Impaired	0	0
Eligible for Speech-Language Services	0	0

Please provide the number of anticipated students in each grade level who will be administered the Dynamic Learning Maps Assessment in Language Arts Literacy and Math in the 2024-2025 School Year.

Grade Level	Language Arts Literacy (Number of Students)	Math (Number of Students)
Grade 3	4	4
Grade 4	4	4
Grade 5	0	0
Grade 6	5	5
Grade 7	3	3
Grade 8	4	4
Grade 11	2	2

Complete the chart below to determine the DLM participation rate for the 2024-2025 School Year.

Calculate the DLM participation rate for each subject area as follows:	Language Arts Literacy	Math
Line 1: Enter the total number of students taking the DLM at all tested grade levels. Include the resident students with disabilities educated within the district and those in out-of-district placements.	22	22
Line 2: Enter the total number of general and special education students taking a state assessment during the spring of 2025. This includes students taking the DLM and NJSLA. *Do not include NJGPA	983	991
Line 3: Divide the number in line 1 by the number in line 2 and enter the number on this line.	0.022	0.022
Line 4: Multiply the number in line 3 by 100 and enter the number on this line to determine the district's DLM District-wide Anticipated Participation Rate.	2.2%	2.2%

Note: If the percentage in both cells in line 4 is 1.00% or less, no action is necessary. If the percentage in line 4 is greater than 1.00% for either content area, complete the justification section below and submit to NJDOE.

Part Three: Justification

Please provide a brief narrative justifying the need to assess more than 1.00% of students using the alternate assessment.

All students meet the requirements for participation in DLM. The district has a large population of students that are in our self-contained program receiving alternative curriculum based on the DLM Essential Elements. We also have a large out of district population participating in alternative curriculum.

Part Four: Assurances

As the designee completing this form, I hereby make the following assurances upon signature below and submission of this form:

- The LEA participated in the Tier 1 Universal Technical Assistance support activities by completing the online training modules,
- IEP team members utilized NJ's Eligibility and Participation Criteria to determine student eligibility for NJAA,
- IEP teams review and determine annually a student's eligibility to participate in the NJAA,
- The LEA provides sufficient training such that school staff who participate as members of the IEP team understand and implement NJ's Eligibility and Participation Criteria so that students are appropriately assessed,
- Parents are informed in the development of their child's individualized education program that their child's academic achievement will be measured based on alternate standards.

Or,

- Assurances cannot be provided for one or more of the above (*Fill out the "No assurance explanation" section below if this box is checked*).

No assurance explanation

Please provide a brief narrative justifying why assurance cannot be provided. Do NOT include any personally identifying information (PII), such as student names, in your explanation. Doing so is a violation of the Family Educational Rights and Privacy Act (FERPA).

By submitting this application, the district agrees to these conditions:

- o Once the form is submitted, the content and data represent the district's justification for anticipating exceeding the 1.00% participation in the alternate assessment for the noted school year.
- o The submitted justification forms will be available publicly in accordance with federal regulations.
- o The district superintendent and special education director have read and approved the justification content provided.

Justification reviewed by:

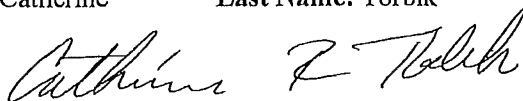
Signature of Chief School Administrator or Charter School Lead Person

First Name: Mark Last Name: Silverstein Email: msilverstein@gpsd.us




Signature of Special Education Director

First Name: Catherine Last Name: Torbik Email: ctorbik@gpsd.us



Signature of District Test Coordinator

First Name: Brandi Last Name: Sheridan Email: bsheridan@gpsd.us



CERTIFICATE


OF COMPLETION

THIS CERTIFICATE IS PRESENTED TO

Catherine Torbik

for successfully completing the 2024-2025 DLM Participation Rate

TIER 1: UNIVERSAL TECHNICAL ASSISTANCE TRAINING



K. Murray

KIM MURRAY

Director,
Office of Special Education